

800 Series Flowmeter



The 800 series flowmeter is designed to give high performance and competitive pricing with 6 flow ranges from 0.05 to 15 L/min. Its totally non-metallic wetted components makes this the ideal choice for the metering of aggressive chemicals including ultra-pure water. The standard inlet tubes are barbed to accept two hose sizes 8mm and 12mm although for OEM use alternatives are available. The bearings are made of sapphire for long life and reliability, the body is moulded PVDF as standard and the 'O' ring seal is typically Viton®.



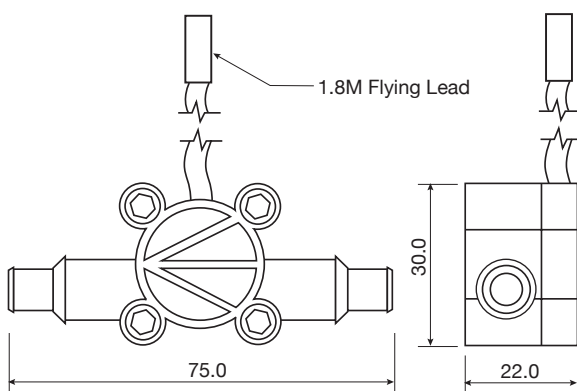
IDEAL FOR

- Laboratory tests
- Cooling equipment
- Active flow alarms
- Semiconductor plant
- Engine test




FEATURES

- Low cost
- PVDF or PP body
- 1- 2% FSD
- Sapphire bearings
- Hall Effect sensor
- 6 Flow ranges
- Pulse output (NPN Std)
- Pulse output (PNP Option)
- 10 Bar rating
- Viton® seal as standard
- 8mm and 12mm hose
- 0.1% Repeatability
- 4.5 to 24Vdc
- -25°C Min to 125°C Max
- IP67



800 Series Flowmeter



Ordering codes

Model
803
815
845
865
810
824
'O' ring mtl
V = Viton®
N = Nitrile
E = EPDM
S = Silicon
Options
O = Standard
2 = NPN – PNP
Body material
P = PVDF
O = Special
Special OEM code
O = Standard
U = Uncalibrated

e.g. **865-VOP-O** is a flow range of 0.25 to 6.5 L/min, Viton® seal, standard, PVDF bodied flowmeter with a 6 point traceable water calibration.

Standard Materials of Construction

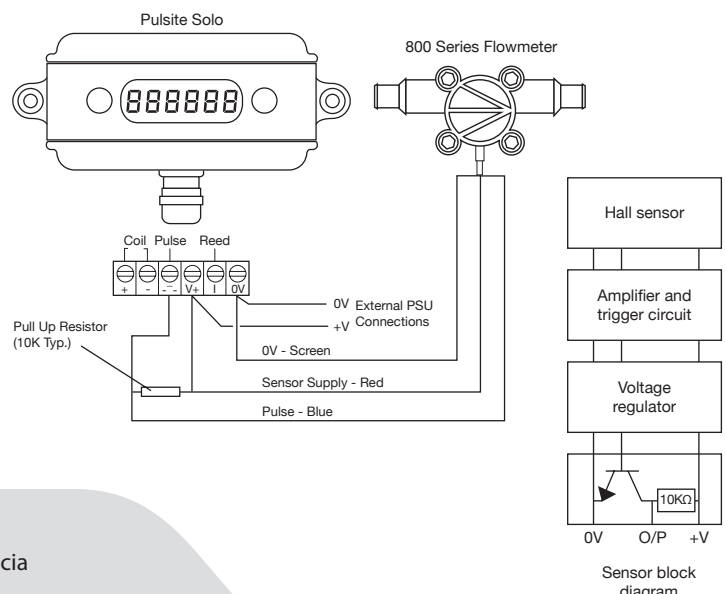
Body and cap	- PVDF
'O' Ring seal	- Viton®
Magnets	- Over-moulded
Bearings	- Sapphire

At the heart of the meter is a precision turbine that rotates freely on robust sapphire bearings and contains over-moulded magnets that are detected through the chamber wall by a Hall effect detector. The output is a stream of NPN/PNP pulses that are readily interfaced with most electronic display or recording devices. This combination of materials and technology ensures a long life product with reliable operation throughout. There are two temperature options 125°C or 60°C. The 60°C unit is fitted with two LEDs to monitor the power and pulse output, both NPN and PNP transistor outputs are available on each flow meter.



TECHNICAL SPECIFICATIONS

Model	Flow range L/Min	Linearity % FSD	Typical Freq. Hz.	Approx 'K' Factor
803	0.05 - 0.5	2.0	142	17000
815	0.12 - 1.5	2.0	175	7000
845	0.20 - 4.5	1.5	260	3500
865	0.25 - 6.5	1.5	230	2100
810	0.30 - 10.0	1.0	235	1420
824	0.50 - 15.0	1.0	245	980
Weight	0.050kg			



SENSOVANT

Avenida Benjamin Franklin, 28 B - Parque Tecnológico de Valencia
46980 - Paterna, Valencia (España).

Tel: (+34) 968 162 005

Email: comercial@sensovant.com

Web: www.sensovant.com